

Our School Results 2022

The academic results at Lowther in 2022

Lowther

Early Years Foundation Stage Profile

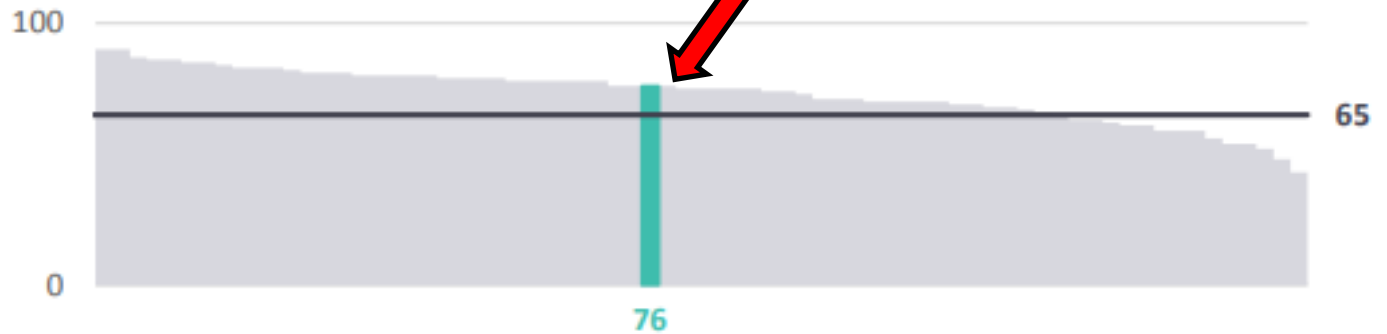
Proportion achieving a good level of development

76%

National 65%

RBK 72%

LBR 72%



2022 EYFS Results

Lowther

Y1 Phonics Screening Check

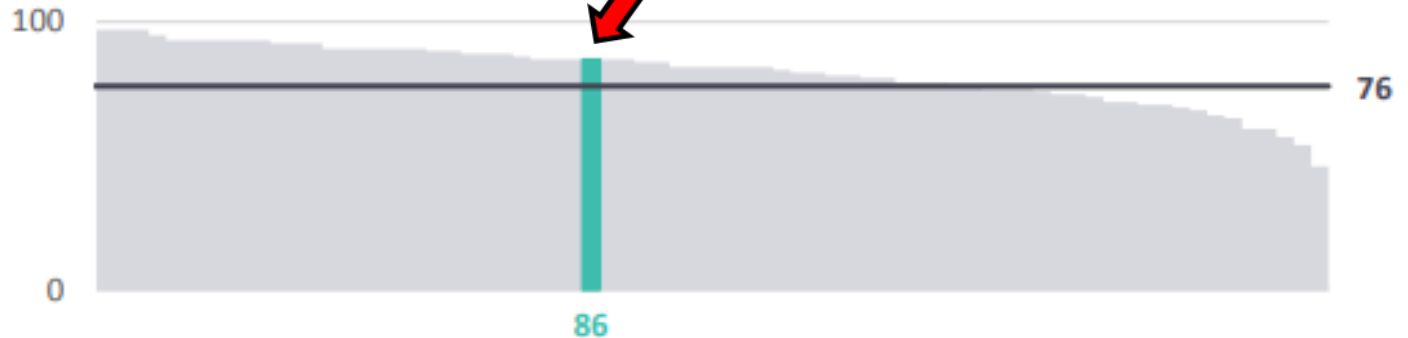
Proportion achieving the expected standard

86%

National 76%

RBK 79%

LBR 83%



Key Stage 1 Results

Lowther

Key Stage 1

Proportion achieving the expected standard or above in RWM


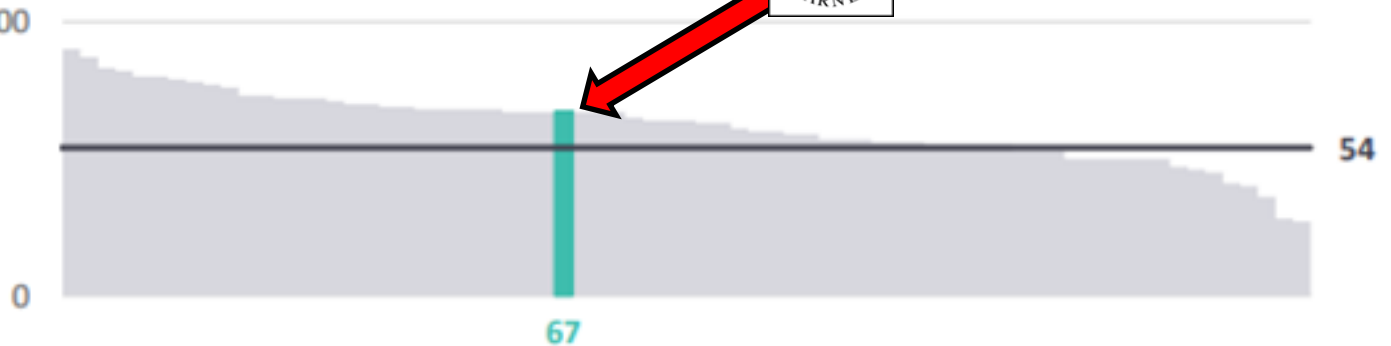
67%

National 54%

RBK 62%

LBR 62%

100



Key Stage 1 Results

Lowther

Key Stage 2 Results

Key Stage 2

Proportion achieving the expected standard or above in RWM

59%

National 58%

RBK 65%

LBR 75%



Proportion achieving expected standard or above and the high standard in each subject

	Schl	Nat	Diff
Reading	67	74	-7
Writing	72	69	+3
Maths	76	71	+5

	Schl	Nat	Diff
Reading	26	28	-2
Writing	15	13	+2
Maths	26	22	+4

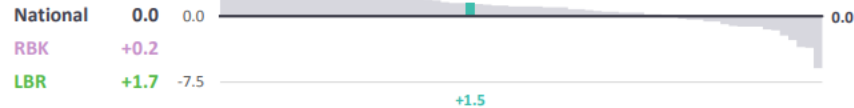




Key Stage 2 Results


Value added score in writing

+1.5



Value added score in mathematics


+2.2



KS1 to KS2 Progress



Value added score in reading

-1.2



Historical performance in Reading very strong

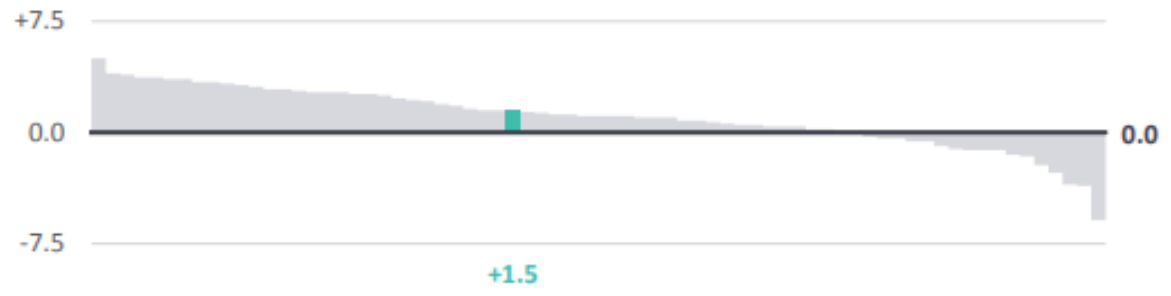
EXPECTED LEVEL	LOWTHER 2019	LOWTHER 2020	LOWTHER 2021	National Average	Richmond Average
Reading	87%	N/A	89%	73%	87%
HIGHER LEVEL	LOWTHER 2019	LOWTHER 2020	LOWTHER 2021	National Average	Richmond Average
Reading	38%	N/A	47%	27%	45%



Value added score in writing

+1.5

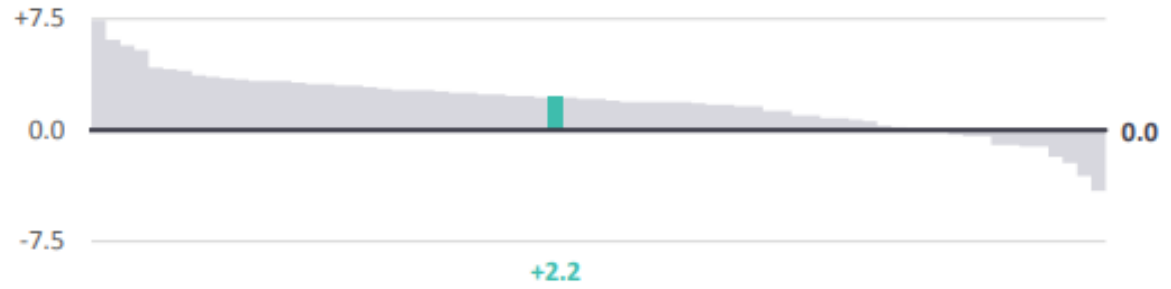
National	0.0
RBK	+0.2
LBR	+1.7



Value added score in mathematics

+2.2

National	0.0
RBK	+1.0
LBR	+2.4



Key Stage 2 Results

Lowther